



2020 - 2021
ONLINE EDITION
VISUAL ARTS
CONSERVATORY



**PORTFOLIO & AUDITION
REQUIREMENTS & PROCEDURES**

LAS VEGAS ACADEMY

PROGRAMS & SKILLS

- drawing
- painting
- printmaking
- sculpture
- ceramics
- graphic design
- airbrush
- photography
- film & video
- digital media
- art history
- art criticism
- art aesthetics
- gallery curating
- animation



VISUAL ARTS

FEATURES

EXPOSURE

- Two gallery spaces with regular exhibitions throughout the school year
- Off campus art shows
- Senior art exhibitions
- Gallery curating
- Community partnerships
- First Friday Collaboration

TRAINING

- Award winning artists on the National, State, and local levels
- Professional commissioned opportunities for students' artwork
- Ongoing community outreach programs that showcase student talents and foster leadership through clubs like Ceramics Club, SkillsUSA, and National Art Honor Society
- Instructional staff is comprised of working artists with exhibition, commission, and outside experiences to guide students in their own careers



COLLEGE PREPARATION

- College level techniques, applications, and media exclusive to the Las Vegas Academy
- Host to the regional College Portfolio Review Night where colleges from across the country review student work
- Scholarship opportunities, including National Art Honor Society
- International and national museum gallery trips available
- College credit available through the Tech Prep Credit in Photography, Video Production, and Graphic Design and/or Advanced Placement Drawing, 2-D Design, and 3-D Design courses
- Annual College recruitment visitations, out-of-state college portfolio reviews, and international cultural tours

MAJOR SEQUENCE OF STUDY

MAJOR	FILM & VIDEO	GRAPHIC DESIGN
FIRST YEAR	VIDEO PRODUCTION I & FILM STUDIES I	GRAPHIC DESIGN I & DIGITAL ILLUSTRATION I
SECOND YEAR	VIDEO PRODUCTION II WITH LAB & FILM STUDIES II	GRAPHIC DESIGN II WITH LAB & DIGITAL ILLUSTRATION II
THIRD YEAR	VIDEO PRODUCTION III WITH LAB & FILM STUDIES III	GRAPHIC DESIGN III WITH LAB
FOURTH YEAR	VIDEO PRODUCTION WITH ADVANCED STUDIES	AP STUDIO 2D

PHOTOGRAPHY

VISUAL DESIGN I & PHOTOGRAPHY I
VISUAL DESIGN II & PHOTOGRAPHY II
PHOTOGRAPHY III WITH ADVANCED STUDIES
AP STUDIO 2D

SCULPTURE

VISUAL DESIGN I & CERAMICS I AND/OR DESIGN CRAFTS
VISUAL DESIGN II & CERAMICS II AND/OR DESIGN CRAFTS
STUDIO ART 3D & CERAMICS III AND/OR ADVANCED STUDY
AP 3D DESIGN BLOCK & ADVANCED STUDY

VISUAL DESIGN

VISUAL DESIGN I
VISUAL DESIGN II
AP DRAWING ART THEORY & PRACTICE
AP 2-D OR STUDIO ART

If accepted, all incoming freshman are placed in foundation level courses. Upper classmen will be placed in courses according to the skill level demonstrated in their portfolio.

VISUAL ARTS AUDITIONS

BEGIN BY APPLYING




APPLICATION & AUDITION

To apply and audition for the Las Vegas Academy, first visit the Clark County School District's Magnet School Application website: MAGNET.CCSD.NET/APPLY

Click on APPLY ONLINE

Create an account or Log in

Complete the application and make note of your Applicant ID# (required for online audition)



PORTFOLIO REQUIREMENTS

Graphic Design

Photography

Sculpture

Visual Design

A portfolio submission (parts 1 & 2) and a skills demonstration video are required for majors listed above.

PORTFOLIO PART 1

The Portfolio submission must include artwork with the specific imagery and use of media listed below:

- I. Still Life drawing using charcoal
- II. Self-Portrait using graphite pencil: draw yourself by looking into a mirror (no photo reference)
- III. Contour Line drawing of your shoe using ball-point pen
- IV. Colored Landscape Painting using watercolor, acrylic, or oil paint

(Portfolio requirement samples shown)

PORTFOLIO PART 2

(submit work related to the major you're applying to)

- A. GRAPHIC DESIGN: 3 to 5 redesigns of major brand logos, typography practices of hand lettering, advertising or packaging design, magazine or poster design. All pieces must be original without copyright infringement.

(Portfolio requirements continued on page 8)



Self-Portrait



Contour Line drawing of Shoe



Self-Portrait



Contour Line drawing of Shoe



Still Life Drawing



Colored Landscape Painting

DO NOT INCLUDE IN PORTFOLIO:

- * Copyright Characters or Cartoons
- * Anime Styled Works
- * Blurry, out of focus, or poorly lit photos of your work



PORTFOLIO REQUIREMENTS

Portfolio requirements continued. . .

B. PHOTOGRAPHY: 3 to 5 photographs showing the following compositional elements: **PATTERN, SYMMETRY, TEXTURE, DEPTH OF FIELD (SHALLOW),** and **LINES.**

Refer to this website for examples.

<https://digital-photography-school.com/5-elements-of-composition-in-photography/>

C. SCULPTURE: 3 to 5 - 3D pieces such as ceramics, wire, wood, plaster, jewelry, and glass

D. VISUAL DESIGN: 3 to 5 drawings and/or paintings created by observing people, places and things.

PORTFOLIO REQUIREMENTS

FILM & VIDEO PRODUCTION (ONLY)

Film & Video applicants must create and submit a presentation for a short film/video. Include a script, a storyboard (series of panel drawings), and a brief one page essay detailing your specific interest in film and video production. Please combine the 3 requirements and submit one PDF via the magnet application.

Storyboard Samples



HOW TO CREATE YOUR GOOGLE DOCUMENT

1. Log into your gmail account & Click on the google waffle.



2. Select Google Doc & Start a new blank document.

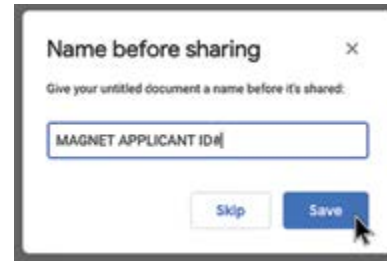


Docs

4. Click the Share button, top right of your screen.



5. Save your document with your MagnetID#



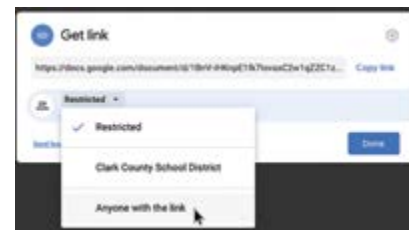
6. Click anywhere in the Get Link box.



7. Click on the Restricted tab.



8. Select the share with Anyone with the link



VERY IMPORTANT:

After Inserting and Labeling all your artwork into the google doc, be sure to Download the google doc as a PDF. The Magnet Office Submission Link will only accept a PDF document.

Click on File, select Download, select PDF - file should be saved as your MagnetID#.*
(*Be sure to use the abbreviation for the major you are auditioning for)

PHOTOGRAPHY INSTRUCTIONS

- Pay attention to the way you're positioning your artwork.
- Avoid shadows and messy framing by making sure that you are Not shooting at an angle.
- Whenever possible, you should fill the frame with your work, trying not to show any background.
- When your artwork is non-rectangular or 3-D keep the background simple without distractions.
- Frame the piece against a neutral color – white is the perfect background.
- Colorful backgrounds can alter the color of your piece by reflecting onto it.
- Use bright, indirect natural lighting. Shoot near a window bathing the room with natural light.
- Avoid deep shadows and dappling effects.
- Position the lights and the artwork carefully before taking the photo. Crop image if necessary.
- File formats should be bitmap JPG or PNG (High resolution scans may also be submitted)

STILL LIFE DRAWING DEMO INSTRUCTIONS

Still Life Drawing Demonstration 30 minute video

Drawing Test Video Requirements:

- Please do not exceed 30 minutes.
- Draw your still life arrangement using graphite pencil on white drawing paper.
- Show your drawing hand and the still life in the video frame during the course of the entire video.
- Show/hold up the final drawn image at the end of the 30 minute recording.
- Do not edit or stop the video at any point in the drawing demonstration.
- SAVE your video as your MagnetID#
- Log into your Magnet application and Upload video directly to application via upload tab

(You may record this video with your computer, phone, chrome book or iPad)

WHAT IS A STILL LIFE?

A still-life is a depiction of inanimate objects for the sake of their qualities of form, color, texture, and composition. Create a still life arrangement of 3 to 5 objects, set them up in front of you, draw these objects as realistically as you can, using graphite pencil on white paper and record your drawing process.

*Take a photograph of the Final Still Life Image at the end of 30 minutes.

HOW WILL THE STILL LIFE BE EVALUATED?

*This still life image will be evaluated on:

1. Composition: Format, organization, arrangement & placement of still life objects. How dynamically the student organized the space and still life on the picture plane.
2. Handling of Media & Line quality: How well the student applied graphite: use of contour line, directions & qualities of line. How accurately the still life is shaded according to the light source.
3. Realistic Rendering: How accurately the student replicated & drew the objects in the still life: accurate placement of objects and application of correct proportions.
4. Neatness, Craftsmanship and Originality: Student selected an interesting portion of the still life and drew from their point of view demonstrating age appropriate skill, artistic voice and care for materials.

ONLINE AUDITION REQUIREMENTS & PROCEDURES

FILM/VIDEO PRODUCTION

Complete the Film/Video Production virtual audition for the Visual Arts Department at the Las Vegas Academy of the Arts. (create 1 google doc, see instructions on page 9)

- One Upload: Combine the 3 requirements into 1 document and download as PDF
- 1. A short film Script between 4 to 6 pages)
 - 2. A Storyboard (a visual rendering or shot for shot of the short film script - samples on pg 8)
 - 3. A one-page Essay as to why the student wants to be in the Film & Video program
- (Be sure to download your google doc as a PDF and SAVE AS MagnetID#.Film)

(log into your Magnet Application and upload your audition materials via the upload tabs)



VISUAL ARTS (Visual Design/Photo/3D Sculpture)

1st Upload: PDF (Essay & Portfolio)

- 1. Create a Google Doc and save it as your MAGNETID#.VA1 (see instructions on pg. 9)
 - 2. Type essay answers: (type your answers onto your google doc)
 - A. Why do you want to be a part of this program?
 - B. Describe two characteristics that make you a unique student.
 - 3. Insert and LABEL each mandatory image in the google doc (portfolio requirements on pg. 6, 7, 8)
 - 1. Charcoal Still Life
 - 2. Graphite Self-Portrait
 - 3. Pen Contour Line of Shoe
 - 4. Painted Color Landscape
 - 4. Insert and label the additional 3 to 5 images related to the major you are applying to
 - 1. Additional 2. Additional 3. Additional 4. Additional 5. Additional
 - 5. Insert and LABEL the 30 minute Final Still Life Image from the drawing demo.
- (Be sure to download your google doc as a PDF and SAVE AS MAGNETID#.VA1)

2nd Upload: Drawing Test Video (see instructions on page 10)

- 1. Upload the 30 minute Drawing Demo Video of you drawing your still life.
- (Save your video as MAGNETID#.VA2 and upload to your Magnet Application)

(log into your Magnet Application and upload your audition materials via the upload tabs)

GRAPHIC DESIGN AUDITION SUBMISSION

Please submit three uploads in order to complete the Graphic Design virtual audition for the Visual Arts Department at the Las Vegas Academy of the Arts.

1st Upload: Google Doc (Essay & Portfolio)

- I. Create a Google Doc and save as: your MAGNETID#.GD1 (see instructions on pg. 9)
- II. Type essay answers: (type your answers onto your google doc)
 - A. Why do you want to be a part of this program?
 - B. Describe two characteristics that make you a unique student.
- III. Insert and Label each mandatory image in the Google document (samples on pgs. 6 & 7)
 - 1. Charcoal Still Life
 - 2. Graphite Self-Portrait
 - 3. Pen Contour Line Drawing of Shoe
 - 4. Painted Landscape
- IV. Insert and Label 3 to 5 additional artworks that are related to Graphic Design:
 - A. logos
 - B. advertisements
 - C. product designs
 - D. typography
 - E. graphic art.

(See Photography Instructions on page 10)

(Be sure to download your google doc as a PDF and SAVE AS MAGNETID#.GD1)



ONLINE AUDITION WORKSHOP

DECEMBER 05, 2020 / 9:00 am - 1:00 pm

IMPORTANT INFORMATION

- *Online Audition Workshops are specific to each major and registration is required for all students who wish to participate.**
- *A list of recommended supplies required during the workshop will be emailed directly to students and parent/guardian emails provided on the registration.**
- *Visit www.lvaart.com and click the Audition Workshop tab to register for the event and to review workshop requirements and procedures.**
- *A specific GoogleMeets link will be emailed to each student registrant based on the major selected in the registration.**
- *Students are required to submit and complete an application via the Magnet Office in order to complete the online audition process.**
- *Only students that have submitted a complete application and completed the LVA Online Audition will be considered for fall entry.**



Please visit www.lvaart.com and click on the AUDITION WORKSHOP tab to register for the event.